

Documentary Medical Evidence in Clinical Practice: A Forensic Medicine Perspective



EVIDENCE

Dr. Md. Mahmudur Rahman
MBBS, MD (Forensic Medicine)
Lecturer, Department of Forensic Medicine
Green Life Medical College
10th June 2026

Objectives

At the end of this session, participants will be able to describe:

- **Introduction**
- **Medical documentary evidence**
- **Different types of documentary evidence**
- **Understand legal importance in Bangladesh**
- **Identify common errors in documentation**
- **Apply proper medico–legal documentation in practice**

Introduction

- **Documentary Medical Evidence** means any written medical record prepared by a registered medical practitioner that may be used in a court of law. Provides any recorded information generated by medical professionals used to prove or disprove facts in legal proceedings.
- Medical documentary evidence represents a crucial interface between clinical practice and the legal system, particularly in hospital settings where physicians frequently encounter medico-legal cases

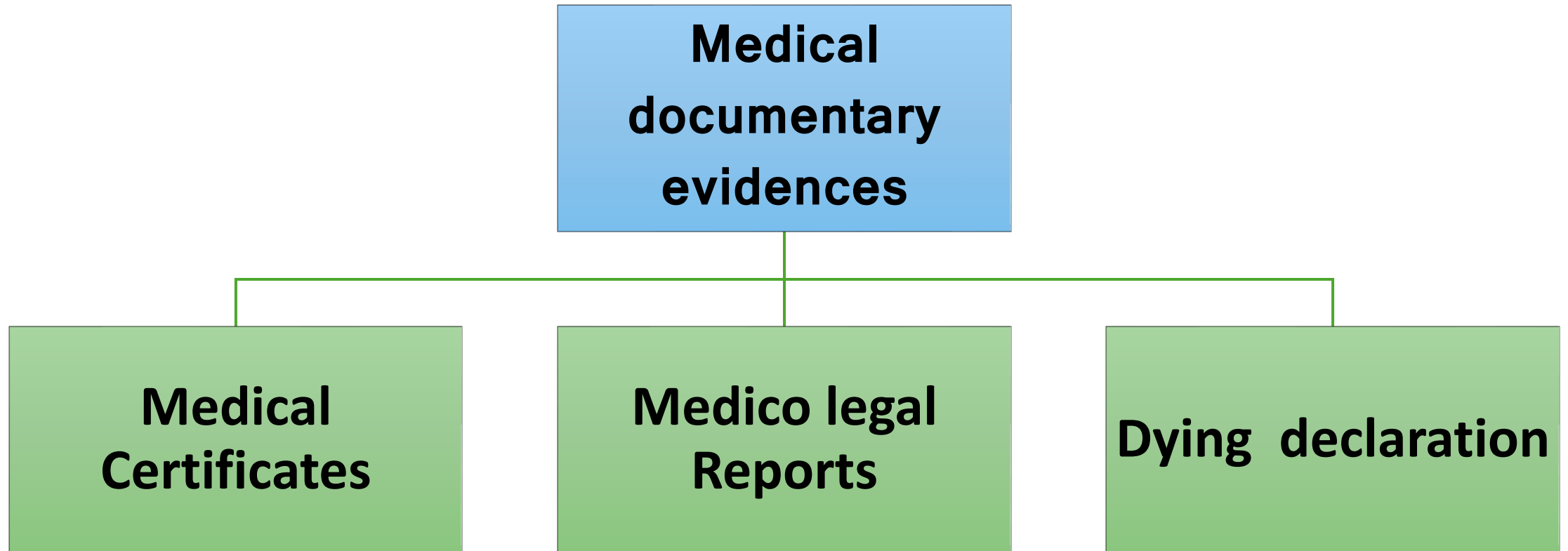
Cont...

such as assaults, road traffic injuries, burns, poisoning, and sexual offences, homicide & suicide attempts and clinical services to patients (Diagnosis, treatment & management).

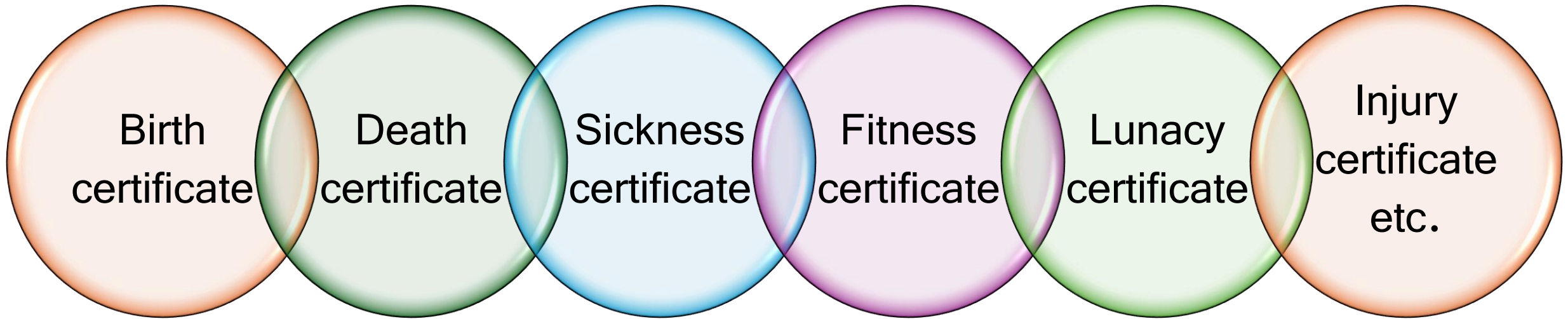
The healthcare system of Bangladesh, medical practitioners are legally obligated to maintain comprehensive medical records and medico-legal reports in accordance with professional regulations, statutory provisions, and judicial expectations.

Types of Documentary Medical evidence


It includes all documents produced for the inspection of the court.



Medical Certificates:



Medico legal Reports:



Dying declaration

- It is a written or oral statement of a person, who is dying as a result of some unlawful act, relating to the material facts of cause of his death or bearing on the circumstances.
- If there is time magistrate should be called to record the dying declaration. If the condition of the patient is serious then the doctor should take the declaration in the presence of two witness.
- The statement should be recorded in victims own words without any alteration of terms or phrases

Contd.

M/L importance of Dying declaration

- If the declarant survives, the declaration is not admitted but corroborative value. If dies there is valued, the statement is important to identify the offender or to innocent person.

Dying deposition

- This is a statement made by a person on oath, who is about to die relating to the cause or circumstance bearing with the cause of his impending death recorded by the magistrate in presence of accused or his lawyer, who is allowed to cross examine the witness, This is also called bed -side court.
- No country in the world currently follows “dying deposition”.

Importance of Documentary Evidence in medical practice

- Assists courts in delivering justice
- Helps identify cause and manner of injury/death
- Protects doctors against allegations
- Supports criminal and civil investigations
- Maintains professional accountability

Essential Components of Documentary Medical Evidence

Component	Key Elements	Forensic Importance
Patient identification	Name, age, sex, address, registration number	Establishes identity and traceability
Incident history	Time, place, mechanism of injury	Correlates clinical findings with events
Physical examination	General condition and vital signs	Provides objective medical evidence
Injury documentation	Type, location, size, shape	Helps determine mechanism of injury
Investigations	Radiology, toxicology, laboratory tests	Provides corroborative forensic evidence
Evidence preservation	Biological samples, clothing	Maintains chain of custody
Medical opinion	Nature and severity of injury	Assists courts in determining liability

Essential Features of Good Documentation

- Clear and legible
- Accurate and complete
- Timely
- Signed with designation
- No overwriting

Common Errors in Documentary Medical Evidence

Error Type	Description	Reported Frequency
Missing injury dimensions	Injury measurements not recorded	Up to 98% cases in some studies
Incomplete injury description	Type or nature of injury not documented	~41.9% cases
Missing time of examination	Time since injury or admission absent	Frequently reported
Illegible handwriting	Difficult to interpret medical records	Common problem in audits
Missing physician details	Name, designation, signature absent	Reported in multiple studies
Errors in death certification	Incorrect cause-of-death documentation	Major errors reported in several studies

Contd.

- All the documents written or printed produced for the inspection during the court of trial.
- Section 61 to 90 of Bangladesh evidence act, 1872 deals with documentary evidence.

Medical Certificates

- These are the certificates issued by the doctor regarding ill-health (sickness certificate), death certificate, birth certificate, fitness certificates etc.
- These are the simplest forms of documentary evidence.
- Only certificates given by registered medical practitioners are accepted in the court of law as evidence.
- Doctors should exercise due care while issuing such certificates.
- Issuing or signing a false certificate is equivalent to giving false evidence and punished with imprisonment of up to 7 years and fine and disciplinary action taken by BM&DC.

Birth certificate

- In forensic medicine, a birth certificate serves as a vital legal and medical document establishing identity, legitimacy, and age, often scrutinized in cases of disputed paternity, statutory rape, child labor, or inheritance.

Birth certificate

(M) (9)

CERTIFICATES:

BIRTH CERTIFICATE Department of Forensic Medicine Medical College, Dhaka

Memo No. 24.....

Date: 08/09/2025

Certified that a male /female baby named: Swila
born to Mrs. Halima..... and Mr. Akash
hours on 08/09/25.. at Gyanasapt. GLMCH..... at

Halima

Signature of Patient
Date 08/09/2025
Place GLMCH

Signature of Doctor
Name
Date 08/09/2025

Place: GLMCH
Date: 08/09/2025

Fitness certificate

- A fitness certificate is an official document issued by a registered medical practitioner (RMP) certifying a person is physically and mentally fit to resume work or duties after a period of illness.

Fitness certificate

5

(Signature)

(Signature)

FITNESS CERTIFICATE FOR JOB

DEPARTMENT OF FORENSIC MEDICINE
Green...life Medical College,

I do hereby certify that I have carefully examined Mr/Ms/Mrs Jashimuddin residing at present
... Mohammadpur, Dhaka is a permanent resident of
... Trishal, Mymensingh
as an employee of the department of Health as Sanitary Inspector
on left hand side, bearing the identification marks: Whose signature and finger print impression is given below

(i) A mole mark on Rt thumb

(ii) A mole mark on rt. side of forehead 2" medial from Rt.

and is found no diseases or infirmity. His present age is 28 yrs according to his / her
statement and by appearance is about 28 years.

Height 5'5" Weight 59 kg

Systemic examination BP - 120/80 mmHg Pulse - 72 bpm

Eye sight: Left 6/6 Right: 6/6

Hearing: Normal

Considering above findings he/she can be consider as fit for above mention job.

Jashimuddin
Signature of Patient
Place Al MCH
Date 10.10.9.12.025

Signature of M.O:
Name & Designation
Reg. No.
Official Seal

Finger Print impression of left hand.

Sickness certificate

- A sickness certificate is an official document issued by a registered medical practitioner validating a patient's incapacity for work or legal duties due to illness.

Sickness certificate

(M) *J*

Sickness Certificate

DEPARTMENT OF FORENSIC MEDICINE
Azeem...Life... Medical College,

This is to certify that, after personal examination, I hereby certify that Mr/ Ms/ Mrs
..... *Aslam Khan* age *28* Residing whose
signature is given below in the left-hand side, bearing the identification marks

(a) *A black mole present on left index finger*

(b) *A mole mark on Rt. Cheek over zygomatic pronon*

is suffering from *Typhoid fever* and I
consider that a period of absence from duty and complete bed rest for *14* Days
with effect from *17/09/25*.. To *03/10/25* is absolutely necessary for the restoration of his /
her health.

Signature of Applicant

Place .. *ALMCH*

Date *03/10/2025*

Name & Signature *Usman Khan*

Registration No.

Designation & address

Rubber Stamp:

Death certificate

- A medical practitioner is legally bound to give a death certificate, stating the cause of death without charging fee, if a person whom he has been attending during his last illness dies
- Death certificate should not be issued by a doctor without inspecting the body and satisfying himself that person is really dead.
- The certificate should not be delayed, even if the doctor's fees are not paid. The certificate should not be given if the doctor is not sure of the cause of death, or if there is the least suspicion of foul play.
- In such cases, the matter should be reported to the police. Issuing or signing a false certificate is punishable



Medical Certificate of Cause of Death



Hospital Name Hospital Code No. Admission Reg. No. Ward No.

Patient Name

Father's/Mother's Name

Address House/Road (Name/No.) Village/Area/Town Union/Ward

Post Office Post Code Upazila/Thana District

Sex Female Male Third gender Religion: Islam Hindu Buddha Christian Other

Occupation Service Business Govt. Service Student Housewife Retired Other

Date of Birth of Deceased Age if DoB is not available Date of admission

Time of Admission Date of Death Time of Death

NID of Deceased/Spouse/Parents NID (< 18 years) Deceased Spouse Parents

Family Cell Phone number (if available)

Frame A: Medical data: Part 1 and 2

1 Report disease or condition directly leading to death on line a Report chain of events in due to order (if applicable) State the underlying cause on the lowest used line		a	Cause of death	Time interval from onset to death
		b	Due to:	
		c	Due to:	
		d	Due to:	
2 Other significant conditions contributing to death (time intervals can be included in brackets after the condition)				

Frame B: Other medical data

Was surgery performed within the last 4 weeks? Yes No Unknown. If yes please specify date of surgery

If yes please specify reason for surgery (disease or condition)

Was an autopsy requested? Yes No Unknown. If yes were the findings used in the certification? Yes No Unknown.

Manner of death

Disease Assault Could not be determined Accident Legal Intervention Pending investigation Intentional self harm
 War Unknown. If external cause or poisoning: Date of injury

Please describe how external cause occurred (If poisoning please specify poisoning agent)

Place of Occurrence of the external cause

At home Residential School, other institution, public administrative area Sports and athletics area Street and highway Trade and service area
 Industrial and construction area Farm Other place (please specify): Unknown

Fetal or infant Death

Multiple pregnancy Yes No Unknown; Stillborn? Yes No Unknown

If death within 24h specify number of hours survived Birth weight (in grams)

Number of completed weeks of pregnancy Age of mother (years)

If death was perinatal, please state conditions of mother that affected the fetus and newborn

For women of reproductive age

Was the deceased pregnant within past year? Yes No Unknown.

If yes, was she pregnant When she died Within the 42 days preceding her death Within 43 days up to 1 year preceding her death Exact pregnancy timing unknown

Did the pregnancy contribute to the death Yes No Unknown.

Name Position BMDC Reg. No.

Bangladesh Form No: Signature with Date Seal

WHO Syntax regarding writing cause of death

I. Cause of death

a) Direct cause ...Myocardial infarction

(due to or as a consequence of)

b) Antecedent cause ...Coronary thrombosis

(due to or as a consequence of)

c) Underlying cause ...Coronary atherosclerosis

II. Contributory causes...

(Usually applicable for geriatric death)

-DM

-Hypercholesterolemia.

-Uncontrolled Hypertension.

Medicolegal Reports

- They are reports prepared by a doctor on the request of the investigating officer, usually in criminal cases, e.g., assault, rape, murder, etc.
- Examples of such reports are:
 1. Injury reports
 2. Postmortem reports
 3. Report regarding examination of Rape victim & other sexual offences etc.

Cont...

- ❖ Generally these reports are made of three parts viz:
 - Part I – Introduction: Comprising of preliminary data such as name of person, age, sex, address, identification marks, date and time of examination etc.
 - Part II – Examination: Consisting of the findings observed and recorded by doctor and entered in the report.
 - Part III – Opinion Consisting of opinion or inference drawn by the doctor from the medical examination.

Cont...

- The report should be written with great care and should be the signature and name of the examining doctor.
- Any exhibits, e.g. clothes or weapons etc. sent for medical examination should be described in detail whenever applicable then these articles should be properly sealed, labeled and returned to the investigating officer.

Injury Report

Most common medico–legal document

Prepared in assault, road traffic accident, violence cases

Must include:

Type of injury

Size, shape, location

Nature (simple/grievous/dangerous)

Weapon used



DEPARTMENT OF FORENSIC MEDICINE

INJURY REPORT

Name: Sumaiya Akter Age: 42 Sex: Female Religion: Islam

Father's/Husband's/Guardian's Name: Mehedi Hasan

Address: Block A, House no-32, Lolmatra, Dhaka

Identification marks: A black mole on dorsal aspect of right hand 2" distal to right wrist joint

Identified by: Relatives

Date of admission in the Hospital: 31/08/2025 at 9:00 AM

Date, Time & Place of examination: 31/08/2025 at 1:00 PM

Brief history: History of physical assault by her husband

SL. No.	Type of Injury	Site of Injury	Number of Injury	Measurement of Injury	Age of Injury	Kind of Weapon used	Nature of Injury
1.	Bruise	Lateral aspect of left thigh 5cm above from lt. knee joint	Single	3 1/2" x 2 1/2"	Within 4 hrs.	Hard blunt weapon	Simple
2.	Laceration	Lateral aspect of right arm 2" above from right elbow joint	Single	2 1/2" x 2 1/4"	Within 4 hrs.	Hard blunt weapon	Simple

Opinion: In my opinion, injuries were simple in nature caused by hard blunt weapon and age of the injuries were within 4 hrs.

Date: 31/08/2025

PATHAN MOHAMMAD UMAR
Signature of the Student

Year: 2023/23 Roll No.: 117.....

Postmortem Report

Prepared by forensic expert

Determines:

- Cause of death
- Manner of death

In Bangladesh:

All unnatural deaths must be reported to police and undergo medico-legal process.

ময়না তদন্তের রিপোর্ট

২৪ সনের ১১ মাসের ১৩ তারিখ

(নি. আ. বি. ফরম নং ০৫, ২০৪ নিয়ম দ্রষ্টব্য)

নাম, বয়স এবং পেশা	কোথা হইতে আনা হইয়াছে—গ্রাম ও থানা।	যে কনস্টেবল কর্তৃক আনা হইয়াছে তাহার নাম এবং সঙ্গে আনা আত্মীয়-স্বজনের নামসমূহ।	গ্রেপ্তারের দিন ও স্থান।	লাশ কাটা হইলে আনয়নের দিন ও স্থান।	পতীকার দিন ও স্থান।	পুলিশ কর্তৃক প্রদত্ত তথ্য	যে ব্যক্তি মেডিক্যাল অফিসারের সামনে সনাতকরিয়াছেন।
Jomyshia Khan Age-16 yrs (approx) Female, Muslim.	Ashulia Thana	Abdullah Al Mamun Const in 1236	10/11/24 2.30am	11/11/24 9.00am	11/11/24 10.00am	as per Challan & request.	As per column no. 3.
বিশেষ দ্রষ্টব্যঃ—যাবতীয় অঙ্গ-প্রত্যঙ্গের অবস্থা লক্ষ্য করুন এবং কোন রোগ অথবা যখনের চিহ্ন না পাইলে স্বাভাবিক লিখুন।							
১—ব্যক্তির অবস্থা—বয়স, শীর্ণ, গলিত ইত্যাদি		২—যখন—অবস্থান, আকার ও ধরণ		৩—আঘাত—অবস্থান, আকার ও ধরণ		৪—গলা ব্যবস্থার সমস্ত প্রান্ত পতীর চিহ্ন, ইত্যাদি	
Body built - Average Rigor mortis - present		D an oblique, non continuous oblique ligature mark present high up the neck, gap about 1.5" on the left side, lateral to the left ear ii) tongue bit present iii) No other external injuries found.				mark present high up breadth - 1" approx.	
১—মাথার বহিরাবরণ—মাথার পুপি এবং মেরুদণ্ডের অস্থি খণ্ডসমূহ				২—চিক্টি		৩—অস্তিক এবং মেরুদণ্ড রক্ত (যদি কোন রোগ অথবা যখনের নিদর্শন না থাকে তাহা হইলে মেরুদণ্ডের মল পতীকার দরকার নাই)।	
Skull scalp } Intact.				Healthy.		Intact & healthy.	
১—প্রকার—পাতার এবং কোমলাস্থিসমূহ।	২—ফুসফুস আবরণী	৩—বাণযন্ত্র ও বাসনালী	৪—ডান ফুসফুস	৫—বাম ফুসফুস	৬—হৃৎকরা কিত্তী	৭—হৃৎপিণ্ড	৮—রক্ত নালী
Intact	Healthy & Intact	Congested	Congested	Healthy	Healthy	Rt chamber filled with dark blood, Lt chamber empty.	Healthy
১—প্রকারসমূহ	২—উপরের উপরের কিত্তী	৩—মূত্র, বাসনালী এবং অন্ত্রনালী	৪—পাকস্থলী এবং উহার অভ্যন্তরস্থ বস্তুসমূহ।	৫—ফুসফুস ও উহার অভ্যন্তরস্থ বস্তুসমূহ।	৬—সুন্দার ও উহার অভ্যন্তরস্থ বস্তুসমূহ।		
Intact	Healthy	Congested	Congested & liquid	liquid	liquid		
১—বক্ত	৮—গ্রীষ্মা	৯—সূত্রায়নসমূহ	১০—সূত্রাহলী	১১—প্রজনন অঙ্গসমূহ, বাহিরের এবং ভিতরের।			
Congested	Congested	Congested	Empty	Healthy & small.			
১—বসন		২—রোগ অথবা বিবর্ততা		৩—অস্থিতক		৪—হানচ্যুতি	
Mentioned				Absent			
(On dissec: Yorch mentigan present beneath the ligature mark on the skin ii) All organs found congested. On Inw i) Blood & viscera for C.A ii) HVS for DNA							
মৃত্যুর কারণ সম্পর্কে মেডিক্যাল অফিসারের মতামত						নিতিপ সার্জনের মতামত	
বিঃ দ্রঃ—যখনের ক্ষেত্রে, যখনে হত্যার, আত্মহত্যার বা অন্য কিছুর আলামত আছে কিনা তাহা লিখুন। In my opinion, Cause of death was due to asphyxia, as a result of hanging which the and manner & suicidal in nature							
সহকারী সার্জন						নিতিপ সার্জন	

Sexual Offence Documentation

Includes:

1. Consent
2. General & genital findings

Sample collection

Study in Bangladesh:

Majority victims aged **11-20 years (70%)**

Many cases lack proper documentation → weak legal outcome

ডিকটিমের সত্যায়িত
ছবি

গণপ্রজাতন্ত্রী বাংলাদেশ সরকার
ফরেনসিক মেডিসিন বিভাগ
শহীদ সোহরাওয়ার্দী মেডিকেল কলেজ,
শেরে বাংলা নগর, ঢাকা-১২০৭।
ডিকটিমের আইনানুগ মেডিকেল পরীক্ষার প্রতিবেদন

স্মারক নং-শসোমেক/ফম/২০ /
তারিখঃ..... ৬.০৫.২৪
নং আই. প্রোফেসর ড. খান মোস্তাফিজুল হক নং ২৪ তারিখঃ ৬.৮.২৪

১। মেডিকেল পরীক্ষা চিকিৎসা প্রদানকারী প্রতিষ্ঠানের নাম ও ঠিকানাঃ ডাঃ মোস্তাফিজুল হক মেডিকেল কলেজ

২। ডিকটিমের পরিচয়
(ক) নামঃ শ্রীনিবাস রত্নান
(খ) বয়সঃ (অনুমানিত) ২৪ বছর
(গ) লিঙ্গঃ পুঁ
(ঘ) ধর্মঃ ইসলাম (ঙ) পেশাঃ ডাক্তার
(চ) পিতা-মাতা/স্বামীর নামঃ আব্দুল হক
(ছ) ঠিকানাঃ ২/১ জাহানারা স্ট্রীট, গৌরীপুর

৩। সনাক্তকারী আনয়নকারীর নাম ও ঠিকানাঃ নারী কং গ্রাহানার

৪। সত্যতা: আমি যেহেতু, স্বাক্ষরে আমার গোপনীয়ত্ব সর্বদা সনাক্তকারী পরীক্ষা করাইতে সক্ষম আছি, এই পরীক্ষার ফলাফল আমার পক্ষে বা বিপক্ষে যেতে পারে জানা সত্ত্বেও আমি সত্যতা প্রদান করিলাম।

স্বাক্ষরঃ নারী কং গ্রাহানার
১। কারিমা খাতুন
২।

শ্রীনিবাস
ডিকটিমের স্বাক্ষর / চিহ্নসহ

৫। পরীক্ষার দিন, তারিখ ও সময়ঃ ৬.০৫.২০২৪, সকাল ১০ টা
৬। উপস্থিত মহিলা সহকারীর নাম ও ঠিকানাঃ কারিমা খাতুন

৭। ঘটনার সর্ভিক্ত বিবরণ (ডিকটিমের ভাষামতে):
আমাকে আজার্মা রহিম (জোনুমানিক ২৫ বছর) প্রায়শই উত্তম
বস্তু এবং প্রেমের প্রস্তাব দেয়। আমি তাকে না হওয়ায় ফুল
সঙ্গে প্রেমের মধ্যে আমাকে ফুলে নিলে একটি নির্জন স্থানে
আমাকে রাখে এবং ৪ অক্ষয় বিকালে উদ্ভাষিত দেখিয়ে
জোরপূর্বক কার্যক্রম সম্পন্ন করে।

৮। দৈনিক পরীক্ষার বিবরণঃ
(ক) দৈনিক পঠনঃ average (খ) উচ্চতাঃ ৫' ১১" (গ) ওজনঃ ৫২ kg
(ঘ) দন্ত বিশ্লেষণঃ ৭/৭ মোটাঃ ২২

৯। সনাক্তকরণ চিহ্নঃ
(ক) A mole mark on right chin
(খ) A mole mark on the right index finger

১০। মূত্রসের/অববসতির বর্ণনাঃ
(ক)
(খ) Nil
(গ)

(Handwritten signature)

১১। এনিত বা অগ্নিধর্ম: N/A
 ১২। যবনের বয়স (সেইসময়কালে): N/A
 ১৩। যবনের জন্মের ধরন: N/A
 ১৪। যবনের গর্ভ কি (ক) সাধারণ (simple) যবন (খ) মারাত্মক (Grievous) যবন
 ১৫। ডিকটিমের মানসিক অবস্থা: Normal

১৬। যৌন নির্বাহনের প্রকার:
 (ক) মাসিকের ইতিহাস:
 (১) প্রথম মাসিক: 2 years ago (২) সময়কাল: 3-5 days
 (৩) শেষ মাসিক: 20.7.24

(খ) বৈবাহিক অবস্থা বিবাহিত/অবিবাহিত/বিধবা/বিচ্ছেদ প্রাপ্ত/তলাক প্রাপ্ত।
 (গ) শেষ সন্তানের বয়স: X
 (ঘ) কেশ বিন্যাস:
 (১) বয়ালের কেশ: Developed
 (২) যৌবনের কেশ: Develoiped

(ঙ) তনু:
 (১) পর্নিত (ক) এখনও গর্ভিত মনে (খ) গর্ভিত হয়েছে (গ) নূ গর্ভিত ও বড় (ঘ) নূ গর্ভিত
 (২) গর্ভ কি (ক) সরম (খ) শক্ত (গ) হিষ্টিয়াপক
 (৩) তনু (Nipple): Normal
 (৪) তনু পালক (Areola): Blackish
 (৫) পেট (Abdomen): Normal

(৬) যৌন অঙ্গ:
 (১) বহিঃযৌন (Vulva):
 Mons pubis: Normal
 Labia Majora: Normal
 Vestibule: Congested
 Fourchette: Tender & Congested

(২) সর্ভীচ্ছ (Hymen): Ruptured at 8 o'clock position
 (৩) যৌন নল (Vaginal Canal): Congested
 (৪) জরায়ু
 স্রাব (Cervix): Not examined
 (৫) পায়ু নু ব
 (Rectum): Normal

১৭। বিভিন্ন পরীক্ষা:
 (ক) এক্স-রে রিপোর্ট: X-Ray plate no. GHSMCU Reg. no. R-1635. date: 08.08.2024
 Shows bony age is 14-15 years
 (খ) অস্ট্রোসোনোগ্রাফি পরীক্ষা:
 (গ) হাইড্রোসেলোগ্রাফি (ডেজাইনাল সোয়াব) পরীক্ষা: No operation found
 (ঘ) ডি.এন.এ পরীক্ষা:
 (ঙ) অন্যান্য পরীক্ষা (প্রয়োজ্যকালে): X

১৮। প্রসূত ডিকটিম/পরামর্শ:
 ১৯। ডিকটিমের অবস্থা কির তারিখ ও সময়:
 ২০। উন্নত ডিকটিমের জন্য অন্য কোন হাসপাতালে প্রেরণের পরামর্শ:
 ২১। মতামত:

Considering physical examination findings, microbiological, radiological, DNA analysis report, I am of the opinion that the victim named Monika has signs of sexual intercourse which was recent & her age is about 14-15 years.

পরীক্ষাকারী ডিকটিমের নাম: Kuruatul Azen
 নীপনম স্বাক্ষর: Kuruatul Azen
 রেজি নং: A-7850
 কোড নং:

Current Scenario of Documentary Medical Evidence in Bangladesh

- **High workload on medical officers**
 - Emergency departments are overburdened with medico-legal cases (MLCs)
 - Limited time for detailed and accurate documentation
- **Shortage of forensic medicine specialists**
 - Insufficient trained forensic experts at district and peripheral levels
 - MLCs often managed by non-specialist physicians
- **Deficiencies in documentation quality**
 - Incomplete recording of injury details
 - Lack of precision in description of wounds
 - Delayed and inconsistent report preparation

Contd.

- **Training and competency gaps**

- Limited structured training in medico–legal documentation during undergraduate and postgraduate levels
- Lack of regular refresher training programs for medical officers

- **Absence of standardized protocols**

- Lack of uniform national guidelines for medico–legal reporting in all healthcare settings
- Variability in MLC/MLR formats across institutions

Legal Requirements in Bangladesh

- Governed by:
 - The Penal Code 1860
 - Criminal Procedure Code
 - Evidence Act
- **Doctor acts as an Expert witness**

Role of Doctor as an Expert Witness

- Interpret medical documents
- Give opinion in court–

Opinion must be:

- Scientific
- Unbiased
- Based on records
- Defend findings

Medico-Legal Risks

- Poor documentation leads to:
 - Court rejection
 - Doctor harassment
 - Loss of professional credibility
 - Legal liability

How to Improve poor documentation

- Standardized formats
- Regular CME training
- Digital record system
- Interdepartmental coordination
- Strengthening forensic medicine departments

Key Message

- Documentary medical evidence is an essential part of a medical practitioner's work.
- Accurate records support justice and quality healthcare.
- Proper documentation protects both patients and doctors.
- Scientific, ethical, and legal standards must always be maintained.

References

- K.S. Narayan Reddy's *The Essentials of Forensic Medicine & Toxicology, 36th edition*
- Parikh's Textbook of Medical Jurisprudence
- Bangladesh Journal of Forensic Medicine

Thank You

Questions & Discussion

